

EUROPEAN CENTRAL BANK  
WORKING PAPER SERIES




**WORKING PAPER NO. 284**

**THE CREDIBILITY  
OF THE MONETARY POLICY  
“FREE LUNCH”**

**BY JAMES YETMAN**

**November 2003**

**EUROPEAN CENTRAL BANK**  
**WORKING PAPER SERIES**



**WORKING PAPER NO. 284**

**THE CREDIBILITY  
OF THE MONETARY POLICY  
“FREE LUNCH”<sup>1</sup>**

**BY JAMES YETMAN<sup>2</sup>**

**November 2003**

<sup>1</sup> This paper was produced (in part) whilst the author visited the European Central Bank's Directorate General Research as part of their visitor programme. I thank, without implication, the ECB for their hospitality. Any remaining errors are the author's sole responsibility. The views expressed here are those of the author and do not necessarily reflect those of the European Central Bank. This paper can be downloaded without charge from <http://www.ecb.int> or from the Social Science Research Network electronic library at [http://ssrn.com/abstract\\_id=487446](http://ssrn.com/abstract_id=487446).

<sup>2</sup> School of Economics and Finance, University of Hong Kong, Pokfulam Road, Hong Kong; phone (852) 2857-8506; fax (852) 2548-1152; email [jjyetman@econ.hku.hk](mailto:jjyetman@econ.hku.hk). I thank Merwan Engineer, two anonymous referees, and especially Joe Pearlman for comments.

© **European Central Bank, 2003**

|                       |  |
|-----------------------|--|
| <b>Address</b>        | <b>Kaiserstrasse 29<br/>D-60311 Frankfurt am Main<br/>Germany</b>  |
| <b>Postal address</b> | <b>Postfach 16 03 19<br/>D-60066 Frankfurt am Main<br/>Germany</b> |
| <b>Telephone</b>      | <b>+49 69 1344 0</b>   |
| <b>Internet</b>       | <b><a href="http://www.ecb.int">http://www.ecb.int</a></b>         |
| <b>Fax</b>            | <b>+49 69 1344 6000</b>  |
| <b>Telex</b>          | <b>411 144 ecb d</b>   |

*All rights reserved.*

*Reproduction for educational and non-commercial purposes is permitted provided that the source is acknowledged.*

*The views expressed in this paper do not necessarily reflect those of the European Central Bank.*

*The statement of purpose for the ECB Working Paper Series is available from the ECB website, <http://www.ecb.int>.*

ISSN 1561-0810 (print)

ISSN 1725-2806 (online)

## Contents

|  |    |
|--|----|
| Abstract                                   | 4  |
| 1 Introduction                             | 5  |
| 2 A simple new-keynesian model             | 7  |
| 3 History-dependent monetary policy        | 10 |
| 4 Rule-of-thumb forecasting                | 11 |
| 5 Imperfect credibility                    | 14 |
| 6 Conclusions                              | 17 |
| References                                 | 17 |
| Appendix 1                                 | 19 |
| Appendix 2                                 | 20 |
| Appendix 3                                 | 21 |
| Figures                                    | 22 |
| European Central Bank working paper series | 25 |

## **Abstract**

Price level targeting has been proposed as an alternative to inflation targeting that may confer benefits if a central bank sets policy under discretion, even if society's loss function is specified in terms of inflation (instead of price level) volatility. This paper demonstrates the sensitivity of this argument. If even a small portion of agents use a rule-of-thumb to form inflation expectations, or does not fully understand the nature of the target, price level targeting may in fact impose costs on society rather than benefits. While rational expectations and perfect credibility are generally beneficial with either a price level or an inflation target, an inflation target is more robust to alternative assumptions. These results suggest that caution should be exercised in considering a price level target as the basis for monetary policy, unless society has preferences specified in terms of price level, rather than inflation, volatility.

Keywords: Price Level Targeting, Inflation Targeting, Credibility, Free Lunch, Discretion

JEL code: E52

## 1. Introduction

In recent times, a growing number of central banks have commenced explicitly targeting inflation as a means to improving economic performance. Associated with this has been growing central bank credibility, as explicit targets have been achieved, and deviations from the targets have been clearly articulated (see Bernanke, Laubach, Mishkin, and Posen (1999) and Johnson (1998) for evidence of this).

Some have argued that central banks should go further. One characteristic of an inflation target is that past mistakes are ignored: if inflation lies above or below the target one period, the inflation target for the following period does not change. In a world in which there are nominal rigidities, optimal policy will generally include some degree of history dependence, so that current policy should condition on past mistakes.

One special case of a history dependent monetary policy that has received particular attention is price level targeting. Several recent papers have focused on the potential benefits of the central bank targeting the price level when the central bank operates under discretion, even if society's loss function is specified in terms of inflation variability. Svensson (1999), using a Neo Classical Phillips curve, argued that there is an advantage to doing so provided the output gap is sufficiently persistent, and labeled this a "free lunch." Others have found even stronger support for price level targeting when agents are forward looking. These papers utilize variants of the New Keynesian framework, outlined in Roberts (1995) and Clarida, Gali and Gertler (1999). This framework assumes that changing prices is costly, so prices that are set today reflect future expectations of inflation. For example, Dittmar and Gavin (2000) find that the inflation-output variability trade-off is better with a price level target than an inflation target. They argue that

adding a price level target with a small weight has little cost in terms of the real side of the economy yet is beneficial in reducing inflation volatility.

Vestin (2000), using a similar framework, finds that price level targeting under discretion outperforms inflation targeting under discretion. In some cases, he finds that price level targeting under discretion can result in the same outcome as inflation targeting under commitment, provided the parameters of the loss function are suitably adjusted. In a related paper, Barnett and Engineer (2001) provide a summary of the literature and consider a hybrid New Keynesian – Neo Classical Phillips curve. They argue that optimal monetary policy precludes long-run price-level drift if inflation expectations are sufficiently forward looking, among other contexts.

The existing literature has assumed that agents are fully rational and that the central bank enjoys perfect credibility. Therefore whether a central bank has an inflation target or a price level target, agents are assumed to know the target, and form expectations that condition on it. Here the robustness of the results is considered. Suppose, for example, that constructing rational expectations of inflation requires substantial costs. Then a portion of economic agents may use rules-of-thumb to form expectations, rather than constructing rational expectations. Alternatively, suppose that agents do not know or believe the stated target of the central bank. They would then base their inflation expectations on a policy target that differs from the true target of the central bank.

A number of examples of rule-of-thumb forecasting and imperfect credibility are considered below. I find that in nearly all cases considered, the existing results are sensitive. As the assumptions in the existing literature are relaxed, the “free lunch” rapidly loses its culinary value, especially if inflation volatility has a high weight in

society's loss function. While the presence of rule-of-thumb forecasters or imperfect credibility is typically costly with either an inflation or a price level target, it is especially so with a price level target.

The basic model, demonstrating the potential role for price level targets, follows. Section 3 discusses history-dependent monetary policy, section 4 considers the impact of rule-of-thumb forecasting, while section 5 considers imperfect credibility. Conclusions then follow.

## 2. A Simple New-Keynesian Model

Here I describe a simple linear-quadratic, forward-looking model similar to that in Vestin (2000) in which price level targeting can play a role in improving the trade-off between output and inflation variability faced by the central bank when monetary policy is set under discretion. The economy is assumed to consist of a Phillips curve given by

$$\pi_t = \beta E_t(\pi_{t+1}) + \kappa x_t + u_t, \tag{1}$$

where  $\pi_t$  is inflation,  $x_t$  is the output gap and  $u_t$  is an exogenous shock term that is known by the central bank. Expectations of future inflation are assumed rational, and all variables are expressed in logs. For simplicity,  $x_t$  can be considered the policy instrument of the central bank.

An inflation-targeting central bank seeks to minimize a standard, quadratic loss function given by

$$L = \sum_{i=0}^{\infty} [(\pi_{t+i} - \pi^*)^2 + \lambda x_{t+i}^2], \tag{2}$$

subject to (1), for some inflation target  $\pi^*$ . Note that I am assuming, as in Svensson (1999) and Vestin (2000), that inflation targeting or price level targeting central banks



continue to pay attention to real variables in the economy, except in the special case where  $\lambda = 0$ . Under discretionary policy, the central bank is assumed to lack the means to commit to future policy actions. Optimal monetary policy will therefore minimize the period loss function, taking the form

$$x_t = \frac{\kappa(1 - \beta)}{\kappa^2 + \lambda(1 - \beta)}\pi^* - \frac{\kappa}{\kappa^2 + \lambda}u_t, \quad (3)$$

while inflation evolves according to

$$\pi_t = \frac{\kappa^2}{\kappa^2 + \lambda(1 - \beta)}\pi^* + \frac{\lambda}{\kappa^2 + \lambda}u_t. \quad (4)$$

To examine monetary policy with a price level target, note that (1) may be rewritten as

$$E_t(p_{t+1} - p_{t+1}^*) = \frac{1 + \beta}{\beta}(p_t - p_t^*) - \frac{1}{\beta}(p_{t-1} - p_{t-1}^*) - \frac{\kappa}{\beta}x_t - \frac{1}{\beta}u_t + \frac{1 - \beta}{\beta}\pi^*, \quad (5)$$

where  $p_t^* = p_{t-1}^* + \pi^*$ . The appropriate quadratic period loss function is then given by

$$L_t = (p_t - p_t^*)^2 + \lambda x_t^2, \quad (6)$$

where  $\lambda$  is appropriately scaled to reflect the difference between the magnitude of price level and inflation rate volatility. In contrast to inflation targeting, even in the absence of commitment technology, today's policy affects losses in future periods, implying the presence of state variables in the model. We follow the methodology of Currie and Levine (1993), and find that under optimal discretionary monetary policy, the paths of output and inflation are defined by

$$x_t = \theta_1[(p_{t-1} - p_{t-1}^*) + u_t] + \theta_2, \quad (7)$$

$$(p_t - p_t^*) = \phi_1[(p_{t-1} - p_{t-1}^*) + u_t] + \phi_2, \quad (8)$$

for  $\theta_1, \theta_2, \phi_1, \phi_2$  given in Appendix 1.

We can now consider the policy frontiers obtained under either a price level or an inflation target. The parameters considered here are the same as in Vestin (2000):  $\kappa = \frac{1}{3}$ ;  $\beta = 1$ ;  $\pi^* = 0$ ; and  $0 \leq \lambda \leq \infty$ . To construct the policy frontier, the economy is simulated 1000 times for 100 periods for different levels of  $\lambda$ , and the average level of output and inflation volatility in the final period is computed. 100 periods is sufficient to ensure that the results are independent of the starting point, while averaging across 1000 simulations results in policy frontiers that are virtually indistinguishable from those that may be obtained analytically. While analytical solutions may be easily obtained for this base case, they are difficult to obtain for some of the cases that follow; hence the reliance on numerical results.

Figure 1 contains the policy frontiers for the base model. Over the entire range of possible values of  $\lambda$ , a price level target results in a better trade-off between output volatility and inflation volatility than an inflation target. Note that the graphs given here are in terms of the standard deviations of output and inflation rather than the variances, to aid interpretation. Hence the trade-off between output and inflation volatility with an inflation target obtained here is a straight line, whereas Vestin (2000) obtained a convex relation.

Note also that the outcome with strict inflation targeting coincides with that when there is strict price level targeting- in either case, inflation volatility equals zero, while output volatility is at its highest level.

### 3. History-Dependent Monetary Policy

To illustrate the history dependence of a price level target, note that (8) above can be rewritten as

$$\pi_t = (\phi_1 - 1)(p_{t-1} - p_{t-1}^*) + \phi_1 u_t + (\phi_2 + \pi^*). \quad (9)$$

In comparison with the inflation path under inflation targeting given by (4), there is an additional argument representing the difference between the price level target and the realised price level in the previous period.

Also, with inflation targets, if agents discount the future and the central bank cares about both inflation and output ( $\beta < 1$  and  $\lambda > 0$ ), the weight on  $\pi^*$  in (4) is less than one, and the expected long-run average inflation rate is less than  $\pi^*$ . By contrast, with price level targeting the expected long-run average inflation rate is equal to  $\pi^*$ . To see this, (8) may be rewritten as

$$\pi_t = \pi^* + \phi_1 u_t + (\phi_1 - 1) \sum_{i=1}^{\infty} \phi_1^i u_{t-i}, \quad (10)$$

which has an unconditional expectation of  $\pi^*$ . With price level targeting, the average inflation rate may deviate substantially from  $\pi^*$  in the short run, while the long run average inflation rate will tend to  $\pi^*$ . This is because the further the price level deviates from the target path, the greater will be the loss to the central bank, and therefore the size of the monetary policy response to bring the price level back to the desired price path (and the inflation rate back to  $\pi^*$ ).

One important point to note is that price level targeting is just one example of a history-dependent monetary policy, and not all history-dependent monetary policies are equal. Suppose, for example, that the central bank were to seek to attain a time-varying

inflation target where the time-variation is sufficient to correct for past mistakes, so that

$$\pi_t^* = \pi_{t-1}^* - \pi_{t-1} + \pi^*. \quad (11)$$

One could think of this as a price level target, specified in inflation terms. Under these circumstances, the optimal policy under discretion would result in the policy frontier in Figure 2. Clearly the outcome is worse than with either an inflation target or a price level target, over the full range of possible values of  $\lambda$ . The intuition behind this result is that the expectations term in the Phillips curve is given by

$$E_t(\pi_{t+1}) = E_t(p_{t+1}) - p_t. \quad (12)$$

With a target expressed in inflationary terms and discretionary monetary policy, this entire term is taken to be exogenous by the central bank. In contrast, if the target is expressed in price level terms, optimal discretionary policy takes account of the impact of the current price level on future expectations (for example, from (8) with  $p_t^* = 0$ ,  $E_t(\pi_{t+1}) = (\phi_1 - 1)p_t$ ). Therefore price level targeting incorporates more information than inflation targeting, and results in a better trade-off. Note that this effect would be obtained whenever expectations are forward looking. If expectations were backward looking, then pursuing a price level target in inflation terms would result in no loss to the central bank.

#### 4. Rule-Of-Thumb Forecasting

The base result outlined above assumes that agents form rational expectations of inflation. This assumes complete knowledge of the structure of the economy, the loss function of the central bank, and the size of the shock term. Suppose that gathering this

information were costly. Then it is possible that optimizing agents may follow simple rules-of-thumb in forming expectations. Two such cases are considered below, for  $\beta = 1$ .

### **When inflation expectations are biased towards current inflation**

I first consider the case where a portion  $(1 - \omega)$  of agents expect future inflation to be equal to its current level. Then aggregate inflation expectations are biased away from their rational expectation towards the current inflation rate. This may result if some agents have short memory, or perceive changes in the inflation rate to reflect a change in the inflation target, for example.

In the New Keynesian framework, agents set prices today based on what they expect inflation to be in the future. If some agents expect future inflation to be equal to current inflation, they will set prices accordingly, and inflation expectations will appear to be less forward looking. In what follows I will assume that the agents who are forward looking (including the central bank) are sophisticated in that they take account of the effect of less sophisticated agents when forming their expectations. Replacing (1) above with the following

$$\pi_t = [\omega E_t(\pi_{t+1}) + (1 - \omega)\pi_t] + \kappa x_t + u_t, \quad (13)$$

and solving the model for different values of  $\omega$  captures differing levels of credibility. The policy frontiers are very qualitatively similar to those in Figure 1. Rewriting (13) as

$$\pi_t = E_t(\pi_{t+1}) + \frac{\kappa}{\omega}x_t + \frac{u_t}{\omega}, \quad (14)$$

one can see why. A reduction in credibility here increases the slope of the Phillips curve and also the potency of inflation shocks. But these changes have equal effects on the policy frontier with either a price level or an inflation target. Therefore the “free lunch” remains. Figure 3 illustrates these results for differing values of  $\omega$ .

## When inflation expectations are biased towards long-run average

Now consider the case where some agents' expectations of future inflation are biased away from their rational expectation towards the long-run average inflation rate, while others form inflation expectations that take into account the current policy target. This may result if agents are not sophisticated enough to form rational expectations, or do not know the model or size of the shock term.

In this model, which is linear and entails symmetric shock terms and additive uncertainty, as  $\beta \rightarrow 1$  the average long-run rate of inflation is  $\pi^*$  with either a price-level or an inflation target. Replacing the Phillips Curve in (1) with

$$\pi_t = \omega E_t(\pi_{t+1}) + (1 - \omega)\pi^* + \kappa x_t + u_t \quad (15)$$

where  $(1 - \omega)$  is the portion of unsophisticated agents, we can solve the model with an inflation target and obtain

$$x_t = -\frac{\kappa}{\kappa^2 + \lambda} u_t, \quad (16)$$

$$\pi_t = \pi^* + \frac{\lambda}{\kappa^2 + \lambda} u_t, \quad (17)$$

which are identical to the case of  $\omega = 1$ . This is because inflation targeting implies that agents' rational expectation of next period's inflation rate is simply the inflation target, which is also the long-run average inflation rate. Hence inflation expectations being biased towards the long-run average inflation rate does not introduce any distortion into the model.

To examine monetary policy with a price level target, note that (15) may be rewritten as

$$E_t(p_{t+1} - p_{t+1}^*) = \frac{1 + \omega}{\omega}(p_t - p_t^*) - \frac{1}{\omega}(p_{t-1} - p_{t-1}^*) - \frac{\kappa}{\omega}x_t - \frac{1}{\omega}u_t. \quad (18)$$

The price level path may then be solved using the method outlined in the appendix.

The policy frontiers for different values of  $\omega$  are given in Figure 4. We see here that as the portion of agents who take account of the target when forming expectations declines, the “free lunch” resulting from following a price level target diminishes.

## 5. Imperfect Credibility

The base result outlined in section 2 assumes that agents form rational expectations that condition on the true central bank target. That is, the central bank has perfect credibility. While there is some evidence that the credibility enjoyed by many central banks has improved in recent years, few would believe that credibility is perfect. In reality, if inflation were to remain away from the target for a period of time or were to move far from a constant target due to a particular realization of shocks, some agents may interpret this as a change in the target. Also, if a central bank were to introduce a price level target, even if it had previously enjoyed high credibility for an inflation target, it would not necessarily enjoy immediate credibility for its new target. To the extent that credibility must be attained for the new target, the expectations channel by which price level targeting delivers superior output and inflation variability to inflation targeting may be weakened.

One can think of credibility in a number of different ways, two of which will be explored here. In each case, agents do not believe the target price path of the central bank, and base their expectations on an alternative price path, in terms of either the starting point or the growth rate.

## When agents do not believe the starting point

One form of credibility that is important with a price level target but of little importance with an inflation target is the starting point of the price path. Because bygones are bygones with an inflation target, the starting point (in terms of the price level) is relevant for one period only, while with a price level target it is relevant for all periods. I consider the situation where agents form expectations based on the belief that the starting point of the price path differs from the true one by an amount  $\delta$ . Therefore expectations are based on a price level target of  $\hat{p}_t^*$  where

$$\hat{p}_t^* = p_t^* + \delta, \quad (19)$$

and agents' expectations consistently exceed the true target.

With an inflation target, the results are as in (3) and (4) above beyond the first period. With a price level target, expectations are formed based on an incorrect target, and policy is set optimally, conditional on the forecasts. The solution to the policy problem is outlined in Appendix 2.

Figure 5 shows the policy frontiers for  $\delta = 0.001$  (0.1%),  $\delta = 0.01$  (1%), and  $\delta = 0.1$  (10%) respectively. A small bias in the perceived anchor for the desired price level path results in a rapid loss of the “free lunch” from pursuing a price level target, but has no impact with an inflation target. This points to the importance for a central bank to credibly communicate the desired price path under a price level target.

The behavior of the economy in the United Kingdom during the return to the Gold Standard after World War I may be thought of as an example of the economic cost of the cost of the public not believing the starting point of the target price path (see Smith 1998 for a discussion).



## When agents do not believe the price level growth rate

An alternative form of credibility that is important with either a price level target or an inflation target is the growth rate. In the case of an inflation target, this will have a negative impact on the policy frontier that is uniform (in expectation) over time. With a price level target, the impact of imperfect credibility on output and inflation volatility will increase over time, as the perceived target and the actual target diverge. Clearly a price level target will then generally be costly relative to an inflation target.

In the two examples above, imperfect credibility results in agents making systematic errors in forecasting inflation. While this may be realistic in the short-run (for example, immediately after adopting an inflation target), this is likely to be unrealistic in the long run, since agents may be expected to learn about the inflation target over time. A less extreme form of imperfect credibility, with agents making non-systematic errors in predicting the target price level growth rate ( $\pi^*$ ), may occur with a time-varying inflation target, for example. To be precise, suppose

$$E_t(\pi_{t+1}^*) = \pi_{t+1}^* + \delta_t, \quad \delta_t \sim N(0, \sigma_\delta^2). \quad (20)$$

With an inflation target,  $\delta_t$  will be equivalent from the central bank's point of view to an additional inflation shock:

$$x_t = -\frac{\kappa}{\kappa^2 + \lambda}(u_t + \delta_t), \quad (21)$$

$$\pi_t = \pi^* + \frac{\lambda}{\kappa^2 + \lambda}(u_t + \delta_t). \quad (22)$$

With a price level target, the price level the price and output paths may be solved in an analogous fashion to Appendix 2; see Appendix 3 for details.

Figure 6 shows the policy frontiers for  $\sigma_\delta = 0.0001$  (0.01%),  $\sigma_\delta = 0.001$  (0.1%), and  $\sigma_\delta = 0.01$  (1%). Once again, the results illustrate the fragility of the monetary policy free lunch.

## 6. Conclusions

Price level targeting has been proposed as an alternative to inflation targeting that may confer benefits where a central bank operates under discretion, even if society's loss function is specified in terms of inflation (instead of price level) volatility. This paper demonstrates the sensitivity of this argument to the expectations formation process of agents. If even a small portion of agents believes that inflation will continue in the future at current levels, or does not fully understand the nature of a price level target, price level targeting may in fact impose costs on society rather than benefits, especially if inflation volatility has a high weight in society's loss function. While rational expectations and perfect credibility are generally beneficial with either a price level or an inflation target, an inflation target is more robust to alternative assumptions.

These results suggest that caution should be exercised in considering a price level target as the basis for monetary policy, unless society has preferences specified in terms of price level (rather than inflation) volatility.

## References

Barnett, Richard and Merwan Engineer (2001) "When is Price-Level Targeting a Good Idea?" In *Price Stability and the Long-Run Target of Monetary Policy*, 301-143. Proceedings of a seminar held by the Bank of Canada, June 2000. Ottawa: Bank of Canada.

- Bernanke, Ben S., Thomas Laubach, Frederic S. Mishkin, and Adam S. Posen (1999) "Inflation Targeting: Lessons from the International Experience." Princeton: Princeton University Press.
- Clarida, Richard, Jordi Gali and Mark Gertler (1999) "The Science of Monetary Policy: A New Keynesian Perspective." *Journal of Economic Literature*, 37(4): 1662-1707.
- Currie, David and Paul Levine (1993) "Rules, Reputation and Macroeconomic Policy Coordination." Cambridge: Cambridge University Press.
- Dittmar, Robert and William T. Gavin (2000) "What do New Keynesian Phillips Curves Imply for Price Level Targeting?" *Federal Reserve Bank of St. Louis Review*, 82(2): 21-30.
- Johnson, David R. (1998) "The Credibility of Monetary Policy: International Evidence Based on Surveys of Expected Inflation." In *Price Stability, Inflation Targets, and Monetary Policy*, 361-395. Proceedings of a conference held at the Bank of Canada, May 1997. Ottawa: Bank of Canada.
- Roberts, John M. (1995) "New Keynesian Economics and the Phillips Curve." *Journal of Money, Credit, and Banking*, 27(4): 975-984.
- Smith, Gregor (1998) "On Policy Rules for Price Stability: Discussion." In *Price Stability, Inflation Targets, and Monetary Policy*. Proceedings of a Conference held at the Bank of Canada, May 1997: 462-468.
- Svensson, Lars E. O. (1999) "Price-Level Targeting versus Inflation Targeting: A Free Lunch?" *Journal of Money, Credit, and Banking*, 31(3): 277-295.
- Vestin, David (2000) "Price Level Targeting versus Inflation Targeting in a Forward Looking Model." Sveriges Riksbank, Working Paper 106.

## Appendix 1

To solve the price level targeting model under optimal discretionary policy, optimal discretionary monetary policy will satisfy

$$V_t = \min E_t[L_t + \beta V_{t+1}], \quad (A1)$$

where the relevant terms of  $V_t$  are

$$V_t = \gamma_1(p_{t-1} - p_{t-1}^*)^2 + 2\gamma_2(p_{t-1} - p_{t-1}^*) + \dots \quad (A2)$$

Following Currie and Levine (1993), the solution price-path may be written as

$$E_t(p_{t+1} - p_{t+1}^*) = \phi_1(p_t - p_t^*) + \phi_2. \quad (A3)$$

Equations (5) and (A3) imply that

$$(p_t - p_t^*) = \frac{1}{1 + \beta - \beta\phi_1} ((p_{t-1} - p_{t-1}^*) + \kappa x_t + u_t + [\beta\phi_2 - (1 - \beta)\pi^*]). \quad (A4)$$

Substituting (A2) (iterated forward) and (A4) into (A1) and differentiating with respect to  $x_t$  yields the optimal discretionary policy rule

$$x_t = \theta_1[(p_{t-1} - p_{t-1}^*) + u_t] + \theta_2, \quad (A5)$$

$$\theta_1 = \frac{-\kappa(1 + \beta\gamma_1)}{\kappa^2(1 + \beta\gamma_1) + \lambda(1 + \beta - \beta\phi_1)^2}, \quad (A6)$$

$$\theta_2 = -\frac{\kappa(1 + \beta\gamma_1)[\beta\phi_2 - (1 - \beta)\pi^*] + \kappa\beta\gamma_2(1 + \beta - \beta\phi_1)}{\kappa^2(1 + \beta\gamma_1) + \lambda(1 + \beta - \beta\phi_1)^2}. \quad (A7)$$

Substituting (A5) back into (A4) yields

$$(p_t - p_t^*) = \frac{\lambda(1 + \beta - \beta\phi_1)}{\kappa^2(1 + \beta\gamma_1) + \lambda(1 + \beta - \beta\phi_1)^2} ((p_{t-1} - p_{t-1}^*) + u_t) + \frac{\lambda(1 + \beta - \beta\phi_1)[\beta\phi_2 - (1 - \beta)\pi^*] - \kappa^2\beta\gamma_2}{\kappa^2(1 + \beta\gamma_1) + \lambda(1 + \beta - \beta\phi_1)^2}. \quad (A8)$$

Iterating forward one period, taking expectations, and combining with (A3) yields

$$\phi_1 = \frac{\lambda(1 + \beta - \beta\phi_1)}{\kappa^2(1 + \beta\gamma_1) + \lambda(1 + \beta - \beta\phi_1)^2}, \quad (A9)$$

$$\phi_2 = \frac{\lambda(1 + \beta - \beta\phi_1)[\beta\phi_2 - (1 - \beta)\pi^*] - \kappa^2\beta\gamma_2}{\kappa^2(1 + \beta\gamma_1) + \lambda(1 + \beta - \beta\phi_1)^2}. \quad (A10)$$

Finally, substituting (A2) iterated forward, (A5), and (A8) back into (A1) and equating the relevant coefficients with (A2) yields

$$\gamma_1 = (1 + \beta\gamma_1)\phi_1^2 + \lambda\theta_1^2, \quad (A11)$$

$$\gamma_2 = (1 + \beta\gamma_1)\phi_1\phi_2 + \lambda\theta_1\theta_2 + \beta\gamma_2\phi_1. \quad (A12)$$

Solving these numerically, we then have the law of motion for both prices and output and can calculate output and inflation volatility.

## Appendix 2

Agent's inflation expectations are formed under the assumption that the actual target is equal to the perceived target. From (A8),

$$E_t(p_{t+1} - \hat{p}_{t+1}^*) = \phi_1(p_t - \hat{p}_t^*) + \phi_2, \quad (A13)$$

for  $\phi_1, \phi_2$  outlined in appendix 1. Combining (A13) with the Phillips curve (5) yields

$$(p_t - p_t^*) = \frac{1}{1 + \beta - \beta\phi_1} ((p_{t-1} - p_{t-1}^*) + \kappa x_t + u_t + [\beta(\phi_2 + \delta(1 - \phi_1)) - (1 - \beta)\pi^*]). \quad (A14)$$

On the other hand, the central bank takes expectations as given and optimizes monetary policy conditional on them. Their expectations will satisfy

$$E_t(p_{t+1} - p_{t+1}^*) = \phi_1(p_t - p_t^*) + \hat{\phi}_2, \quad (A15)$$

for some  $\hat{\phi}_2$ . Combining (A15) with (5) and equating coefficients with (A14) implies

$$\hat{\phi}_2 = \phi_2 + \delta(1 - \phi_1), \quad (\text{A16})$$

with corresponding new values implied for the other constant coefficients ( $\hat{\theta}_2$  and  $\hat{\gamma}_2$ ) as well. The paths of output and inflation are then functions of  $\phi_1$ ,  $\theta_1$ ,  $\hat{\phi}_2$ , and  $\hat{\theta}_2$ .

### Appendix 3

In this case, (A13) implies that prices follow

$$E_t(p_{t+1} - p_{t+1}^*) = \phi_1(p_t - p_t^*) + \phi_2 + \phi_1\delta_t + (1 - \phi_1) \sum_{i=0}^{\infty} \delta_{t-i}. \quad (\text{A17})$$

The relevant terms of the the value function are

$$V_t = \gamma_1(p_{t-1} - p_{t-1}^*)^2 + 2\gamma_2(p_{t-1} - p_{t-1}^*) + 2\gamma_3(p_{t-1} - p_{t-1}^*) \sum_{i=0}^{\infty} \delta_{t-i}, \quad (\text{A18})$$

implying that

$$x_t = \theta_1[(p_{t-1} - p_{t-1}^*) + u_t] + \theta_2 + \theta_3\delta_t + \theta_4 \sum_{i=0}^{\infty} \delta_{t-i}, \quad (\text{A19})$$

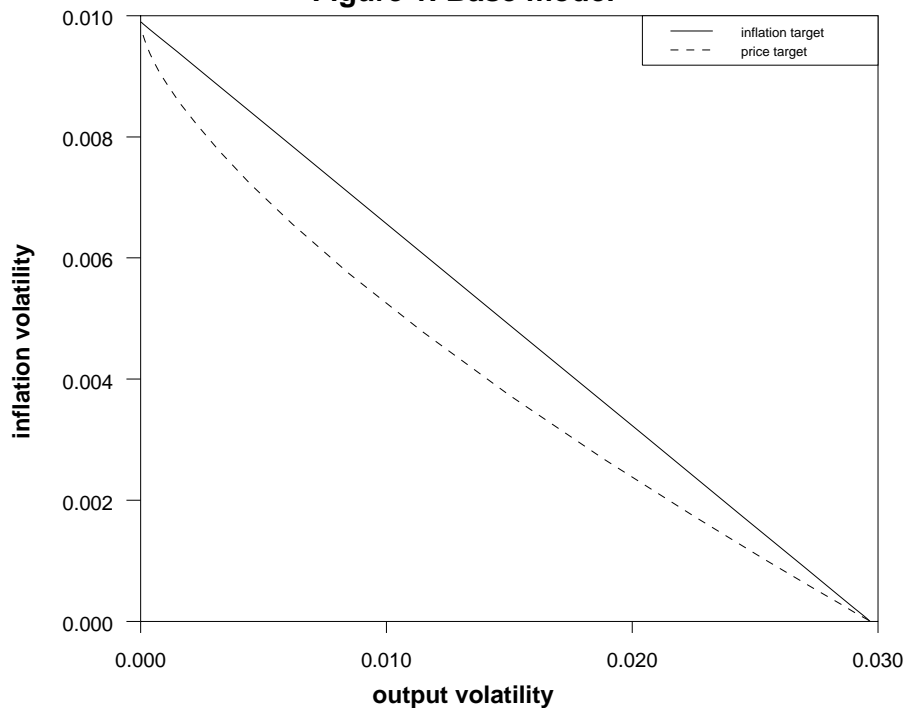
$$\theta_3 = \frac{-\beta\kappa(1 + \beta\gamma_1)\phi_1}{\kappa^2(1 + \beta\gamma_1) + \lambda(1 + \beta - \beta\phi_1)^2}, \quad (\text{A20})$$

$$\theta_4 = \frac{-\beta\kappa[(1 + \beta\gamma_1)(1 - \phi_1) + \gamma_3(1 + \beta - \beta\phi_1)]}{\kappa^2(1 + \beta\gamma_1) + \lambda(1 + \beta - \beta\phi_1)^2}, \quad (\text{A21})$$

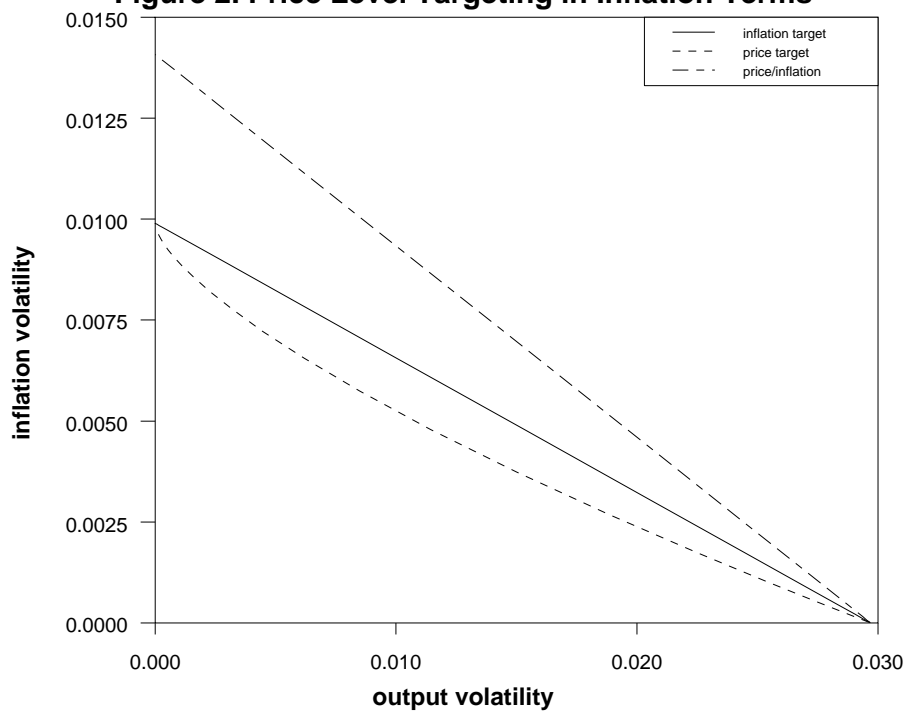
$$\gamma_3 = (1 + \beta\gamma_1)\phi_1(1 - \phi_1) + \lambda\theta_1\theta_4 + \beta\gamma_3\phi_1. \quad (\text{A22})$$

The solutions to  $\phi_1$ ,  $\phi_2$ ,  $\theta_1$ ,  $\theta_2$ ,  $\gamma_1$  and  $\gamma_2$  coincide with those in Appendix 1.

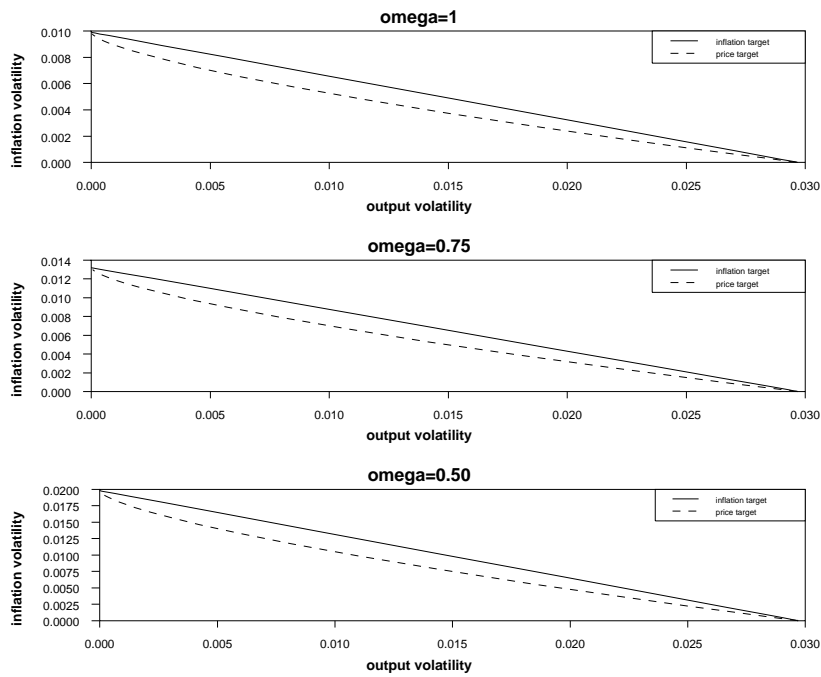
**Figure 1. Base model**



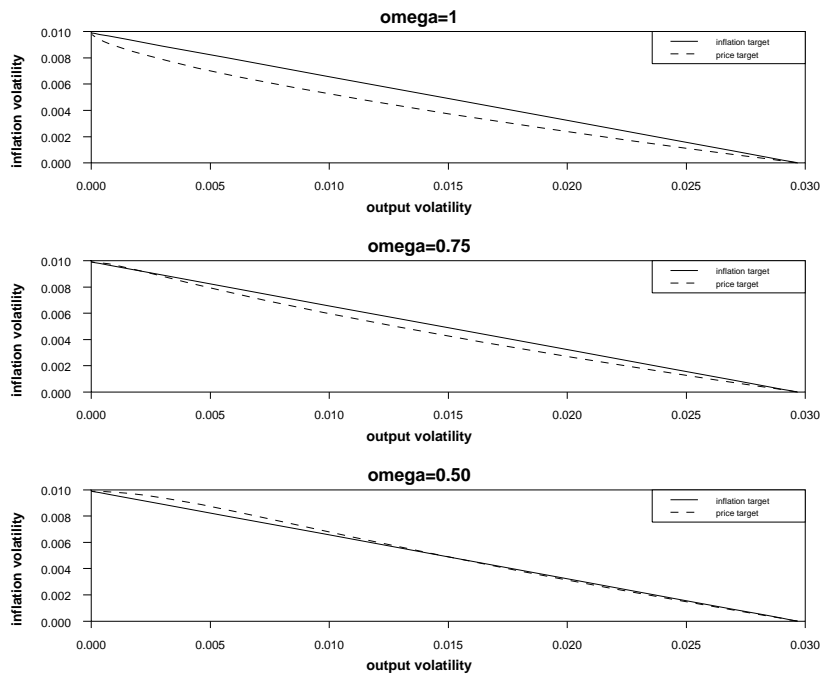
**Figure 2. Price Level Targeting in Inflation Terms**



**Figure 3. Expectations Biased Towards Current Inflation**

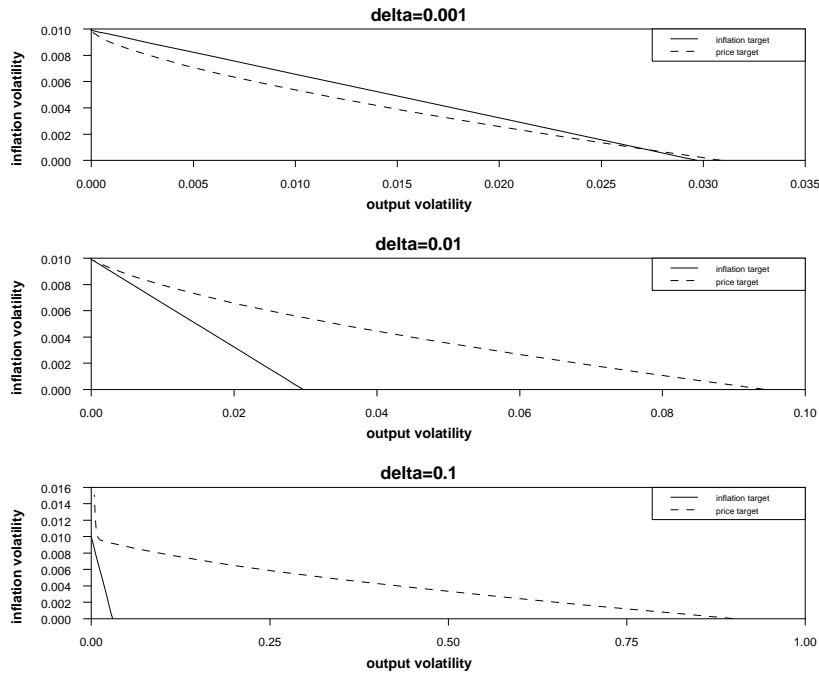


**Figure 4. Expectations Biased Towards Long-Run Average**



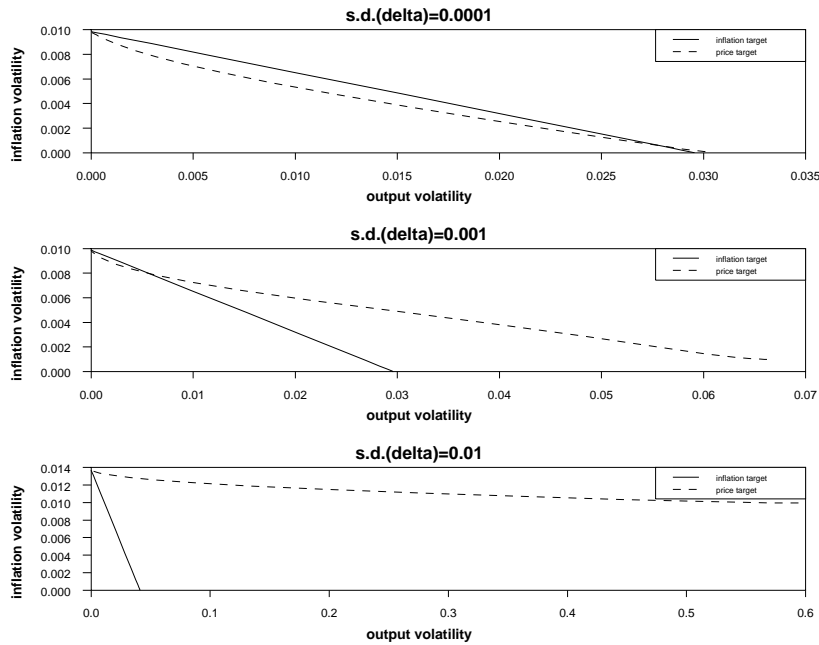


**Figure 5. Agents Do Not Believe Starting Point**



**Figure 6. Agents Do Not Believe Growth Rate**

*random delta*



## European Central Bank working paper series

For a complete list of Working Papers published by the ECB, please visit the ECB's website (<http://www.ecb.int>).

- 202 "Aggregate loans to the euro area private sector" by A. Calza, M. Manrique and J. Sousa, January 2003.
- 203 "Myopic loss aversion, disappointment aversion and the equity premium puzzle" by D. Fielding and L. Stracca, January 2003.
- 204 "Asymmetric dynamics in the correlations of global equity and bond returns" by L. Cappiello, R.F. Engle and K. Sheppard, January 2003.
- 205 "Real exchange rate in an inter-temporal n-country-model with incomplete markets" by B. Mercereau, January 2003.
- 206 "Empirical estimates of reaction functions for the euro area" by D. Gerdesmeier and B. Roffia, January 2003.
- 207 "A comprehensive model on the euro overnight rate" by F. R. Würtz, January 2003.
- 208 "Do demographic changes affect risk premiums? Evidence from international data" by A. Ang and A. Maddaloni, January 2003.
- 209 "A framework for collateral risk control determination" by D. Cossin, Z. Huang, D. Aunon-Nerin and F. González, January 2003.
- 210 "Anticipated Ramsey reforms and the uniform taxation principle: the role of international financial markets" by S. Schmitt-Grohé and M. Uribe, January 2003.
- 211 "Self-control and savings" by P. Michel and J.P. Vidal, January 2003.
- 212 "Modelling the implied probability of stock market movements" by E. Glatzer and M. Scheicher, January 2003.
- 213 "Aggregation and euro area Phillips curves" by S. Fabiani and J. Morgan, February 2003.
- 214 "On the selection of forecasting models" by A. Inoue and L. Kilian, February 2003.
- 215 "Budget institutions and fiscal performance in Central and Eastern European countries" by H. Gleich, February 2003.
- 216 "The admission of accession countries to an enlarged monetary union: a tentative assessment" by M. Ca'Zorzi and R. A. De Santis, February 2003.
- 217 "The role of product market regulations in the process of structural change" by J. Messina, March 2003.

- 218 “The zero-interest-rate bound and the role of the exchange rate for monetary policy in Japan” by G. Coenen and V. Wieland, March 2003.
- 219 “Extra-euro area manufacturing import prices and exchange rate pass-through” by B. Anderton, March 2003.
- 220 “The allocation of competencies in an international union: a positive analysis” by M. Ruta, April 2003.
- 221 “Estimating risk premia in money market rates” by A. Durré, S. Evjen and R. Pilegaard, April 2003.
- 222 “Inflation dynamics and subjective expectations in the United States” by K. Adam and M. Padula, April 2003.
- 223 “Optimal monetary policy with imperfect common knowledge” by K. Adam, April 2003.
- 224 “The rise of the yen vis-à-vis the (“synthetic”) euro: is it supported by economic fundamentals?” by C. Osbat, R. Ruffer and B. Schnatz, April 2003.
- 225 “Productivity and the (“synthetic”) euro-dollar exchange rate” by C. Osbat, F. Visselaar and B. Schnatz, April 2003.
- 226 “The central banker as a risk manager: quantifying and forecasting inflation risks” by L. Kilian and S. Manganelli, April 2003.
- 227 “Monetary policy in a low pass-through environment” by T. Monacelli, April 2003.
- 228 “Monetary policy shocks – a nonfundamental look at the data” by M. Klaeffer, May 2003.
- 229 “How does the ECB target inflation?” by P. Surico, May 2003.
- 230 “The euro area financial system: structure, integration and policy initiatives” by P. Hartmann, A. Maddaloni and S. Manganelli, May 2003.
- 231 “Price stability and monetary policy effectiveness when nominal interest rates are bounded at zero” by G. Coenen, A. Orphanides and V. Wieland, May 2003.
- 232 “Describing the Fed’s conduct with Taylor rules: is interest rate smoothing important?” by E. Castelnuovo, May 2003.
- 233 “The natural real rate of interest in the euro area” by N. Giammarioli and N. Valla, May 2003.
- 234 “Unemployment, hysteresis and transition” by M. León-Ledesma and P. McAdam, May 2003.
- 235 “Volatility of interest rates in the euro area: evidence from high frequency data” by N. Cassola and C. Morana, June 2003.

- 236 “Swiss monetary targeting 1974-1996: the role of internal policy analysis” by G. Rich, June 2003.
- 237 “Growth expectations, capital flows and international risk sharing” by O. Castrén, M. Miller and R. Stiegert, June 2003.
- 238 “The impact of monetary union on trade prices” by R. Anderton, R. E. Baldwin and D. Taglioni, June 2003.
- 239 “Temporary shocks and unavoidable transitions to a high-unemployment regime” by W. J. Denhaan, June 2003.
- 240 “Monetary policy transmission in the euro area: any changes after EMU?” by I. Angeloni and M. Ehrmann, July 2003.
- 241 “Maintaining price stability under free-floating: a fearless way out of the corner?” by C. Detken and V. Gaspar, July 2003.
- 242 “Public sector efficiency: an international comparison” by A. Afonso, L. Schuknecht and V. Tanzi, July 2003.
- 243 “Pass-through of external shocks to euro area inflation” by E. Hahn, July 2003.
- 244 “How does the ECB allot liquidity in its weekly main refinancing operations? A look at the empirical evidence” by S. Ejerskov, C. Martin Moss and L. Stracca, July 2003.
- 245 “Money and payments: a modern perspective” by C. Holthausen and C. Monnet, July 2003.
- 246 “Public finances and long-term growth in Europe – evidence from a panel data analysis” by D. R. de Ávila Torrijos and R. Strauch, July 2003.
- 247 “Forecasting euro area inflation: does aggregating forecasts by HICP component improve forecast accuracy?” by K. Hubrich, August 2003.
- 248 “Exchange rates and fundamentals” by C. Engel and K. D. West, August 2003.
- 249 “Trade advantages and specialisation dynamics in acceding countries” by A. Zaghini, August 2003.
- 250 “Persistence, the transmission mechanism and robust monetary policy” by I. Angeloni, G. Coenen and F. Smets, August 2003.
- 251 “Consumption, habit persistence, imperfect information and the lifetime budget constraint” by A. Willman, August 2003.
- 252 “Interpolation and backdating with a large information set” by E. Angelini, J. Henry and M. Marcellino, August 2003.
- 253 “Bond market inflation expectations and longer-term trends in broad monetary growth and inflation in industrial countries, 1880-2001” by W. G. Dewald, September 2003.

- 254 "Forecasting real GDP: what role for narrow money?" by C. Brand, H.-E. Reimers and F. Seitz, September 2003.
- 255 "Is the demand for euro area M3 stable?" by A. Bruggeman, P. Donati and A. Warne, September 2003.
- 256 "Information acquisition and decision making in committees: a survey" by K. Gerling, H. P. Grüner, A. Kiel and E. Schulte, September 2003.
- 257 "Macroeconomic modelling of monetary policy" by M. Klaeffling, September 2003.
- 258 "Interest rate reaction functions and the Taylor rule in the euro area" by P. Gerlach-Kristen, September 2003.
- 259 "Implicit tax co-ordination under repeated policy interactions" by M. Catenaro and J.-P. Vidal, September 2003.
- 260 "Aggregation-theoretic monetary aggregation over the euro area, when countries are heterogeneous" by W. A. Barnett, September 2003.
- 261 "Why has broad money demand been more stable in the euro area than in other economies? A literature review" by A. Calza and J. Sousa, September 2003.
- 262 "Indeterminacy of rational expectations equilibria in sequential financial markets" by P. Donati, September 2003.
- 263 "Measuring contagion with a Bayesian, time-varying coefficient model" by M. Ciccarelli and A. Rebucci, September 2003.
- 264 "A monthly monetary model with banking intermediation for the euro area" by A. Bruggeman and M. Donnay, September 2003.
- 265 "New Keynesian Phillips Curves: a reassessment using euro area data" by P. McAdam and A. Willman, September 2003.
- 266 "Finance and growth in the EU: new evidence from the liberalisation and harmonisation of the banking industry" by D. Romero de Ávila, September 2003.
- 267 "Comparing economic dynamics in the EU and CEE accession countries" by R. Süppel, September 2003.
- 268 "The output composition puzzle: a difference in the monetary transmission mechanism in the euro area and the US" by I. Angeloni, A. K. Kashyap, B. Mojon and D. Terlizzese, September 2003.
- 269 "Zero lower bound: is it a problem with the euro area?" by G. Coenen, September 2003.
- 270 "Downward nominal wage rigidity and the long-run Phillips curve: simulation-based evidence for the euro area" by G. Coenen, September 2003.
- 271 "Indeterminacy and search theory" by N. Giammarioli, September 2003.

- 272 “Inflation targets and the liquidity trap” by M. Klaeffling and V. López Pérez, September 2003.
- 273 “Definition of price stability, range and point inflation targets: the anchoring of long-term inflation expectations” by E. Castelnuovo, S. Nicoletti-Altimari and D. Rodriguez-Palenzuela, September 2003.
- 274 “Interpreting implied risk neutral densities: the role of risk premia” by P. Hördahl and D. Vestin, September 2003.
- 275 “Identifying the monetary transmission mechanism using structural breaks” by A. Beyer and R. Farmer, September 2003.
- 276 “Short-term estimates of euro area real GDP by means of monthly data” by G. Rünstler, September 2003.
- 277 “On the indeterminacy of determinacy and indeterminacy” by A. Beyer and R. Farmer, September 2003.
- 278 “Relevant economic issues concerning the optimal rate of inflation” by D. R. Palenzuela, G. Camba-Méndez and J. Á. García, September 2003.
- 279 “Designing targeting rules for international monetary policy cooperation” by G. Benigno and P. Benigno, October 2003.
- 280 “Inflation, factor substitution and growth” by R. Klump, October 2003.
- 281 “Identifying fiscal shocks and policy regimes in OECD countries” by G. de Arcangelis and S. Lamartina, October 2003.
- 282 “Optimal dynamic risk sharing when enforcement is a decision variable” by T. V. Koepl, October 2003.
- 283 “US, Japan and the euro area: comparing business-cycle features” by P. McAdam, November 2003.
- 284 “The credibility of the monetary policy ‘free lunch’” by J. Yetman, November 2003.